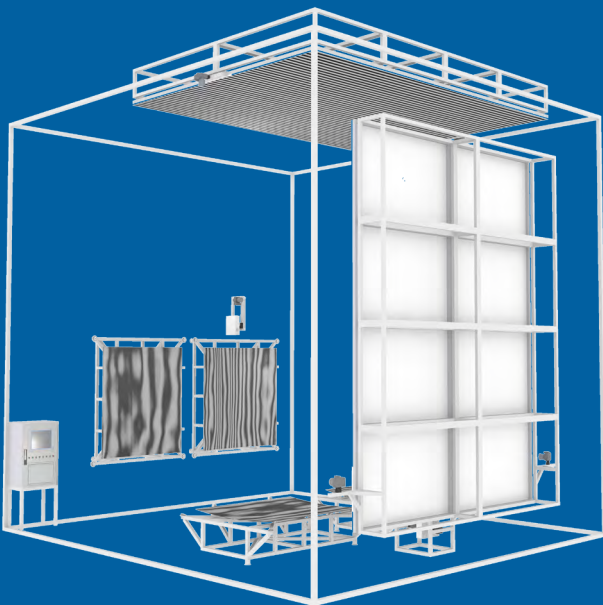


DEFLECTOMETRIC MEASUREMENT SYSTEM **QDEC**

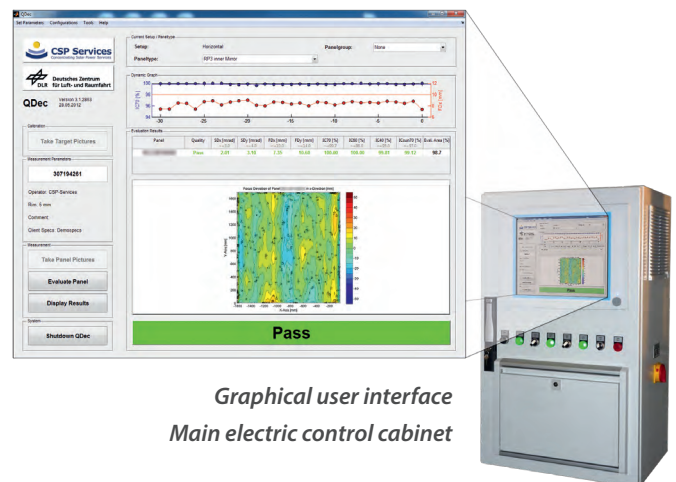
Quality Control of the Shape of Solar Reflector Panels



QDec is an optical measurement system for control of the shape accuracy of solar reflector panels. It is used for industrial production quality control as well as in R&D environments. QDec provides high resolution and high precision measurement results of the shape deviations of curved or flat reflector panels of a wide range of geometries. It uses a non-contact optical measurement and digital image processing technique based on the deflectometric measurement principle (distortion of reflected patterns). This technique is particularly well suited to quantify the relevant geometric quality parameters for CSP reflector panels in production control and quality assurance. Initiated at the German Aerospace Center (DLR) and further developed by CSP, QDec has become the standard tool in solar reflector panel measurements. It is in application in major industrial production lines and test and research centers such as the DLR QUARZ Center.


Exceptional system features are its easy operation, short measurement time, high spatial resolution, high measurement precision and a post-processing specially adapted to solar concentrator specifications.

The system is equipped with an electrical control cabinet with touch panel and high-end components prepared for industrial working environments. The software features a graphical user interface that allows comfortable operation of the system, automatic data evaluation, display of the results and automated quality reports.





Graphical user interface
Main electric control cabinet

The QDec system can be flexibly adapted to a large variety of reflector panel geometries, measurement orientations and customer requirements. It is suited for in-line process monitoring in glass bending lines up to 100% control. Besides for reflector panels, the system can also be applied to control the optical quality of entire heliostats, dishes and parabolic trough modules. The software offers a variety of features specifically developed for CSP applications, such as calculation of focus deviation, ray-tracing simulation considering real sunshape, display of local intercept, display of flux distribution, reverse ray-tracing to detect and assess local panel deviations and more.



Measurement image with distorted reflection of regular stripe pattern

QDec measurement summary example

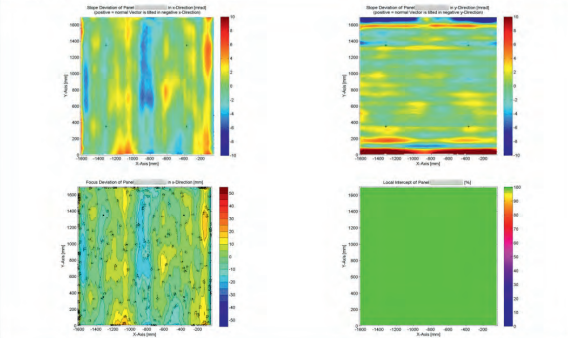
QDec Measurement Summary

Measurement Information			
Panel:		Quality:	Pass
Paneltype:	RP3_inner_Mirror	Setup:	horizontal
Negl. Rim:	10 mm	Comment:	
Meas. Date:	13.05.2010-10:44h	Operator:	Standard
System:	QDec_2009-102	Location:	

Result Overview			
Value	Measurement	Specification	Description
SDx	2.01 mrad	<= 3.0 mrad	Slope deviation in x-direction (rms)
SDy	3.10 mrad	<= 4.0 mrad	Slope deviation in y-direction (rms)
FDx	7.35 mm	<= 10.0 mm	Focus deviation in x-direction (rms)
FDy	10.60 mm	<= 14.0 mm	Focus deviation in y-direction (rms)
IC70	100.00 %	>= 99.7 %	Intercept laser on tube of 70mm
IC60	100.00 %	>= 98.0 %	Intercept laser on tube of 60mm
IC40	99.81 %	>= 95.0 %	Intercept laser on tube of 40mm
ICsun70	99.12 %	>= 97.0 %	Intercept sun on tube of 70mm

Evaluated surface of panel: 97.5 %

Result Graphs



Measurement System Information	
Config File:	Config_RP3_I_h_100315
Evaluation Date:	13.05.2010-10:47h
PDF Filename:	...ResultsRP3_in_hor\Output_..._RFL_MP_ResultPDF_Internal.pdf

QDec System Features

	QDec Offline	QDec Inline
Measurement time	< 30 s	< 5 s
Evaluation time	< 40 s	< 10 s
Number of measurement points (standard / maximum)	≈ 250.000 / ≈ 1.000.000	≈ 250.000 / ≈ 1.000.000
Measurement uncertainty local spot / global value (RMS)	< 0.5 mrad / < 0.2 mrad	< 0.5 mrad / < 0.2 mrad
Numerical output	SDx, SDy, FDx, FDy, IC, ICsun, etc.	SDx, SDy, FDx, FDy, IC, ICsun, etc.
Graphical output	local slope deviation (x/y), local focus deviation, local intercept factor, local height deviation, standard quality report (pdf)	local focus deviation
Output database formats	standard: .csv optional: .xls / SQL	standard: .csv optional: .xls / SQL
Optional output (with increase of evaluation time)	matrix data in ASCII file (.csv)	graphical output of local slope deviation (x/y), local focus deviation, local intercept factor, local height deviation, standard report (pdf), matrix data in ASCII file (.csv)

COLOGNE

CSP Services GmbH
 Friedrich-Ebert-Ufer 30
 51143 Cologne, Germany
 Phone +49 2203 959 0030

ALMERIA

CSP Services España, S.L.
 Paseo de Almería, 73 2º
 04001 Almería, Spain
 Phone +34 950 274350

e-mail: info@cspservices.de
 www.cspservices.de